



# Morning Drop-off Traffic Plan 25-26

Academy classes, including PK3 and PK4, begin at 8 am.

## KEY

- Zone 1 (Kindergarten – 12<sup>th</sup> Grades)
- Zone 2 (Day Care, PK3, PK4)
- Staff Parking
- Student Parking
- No Parking

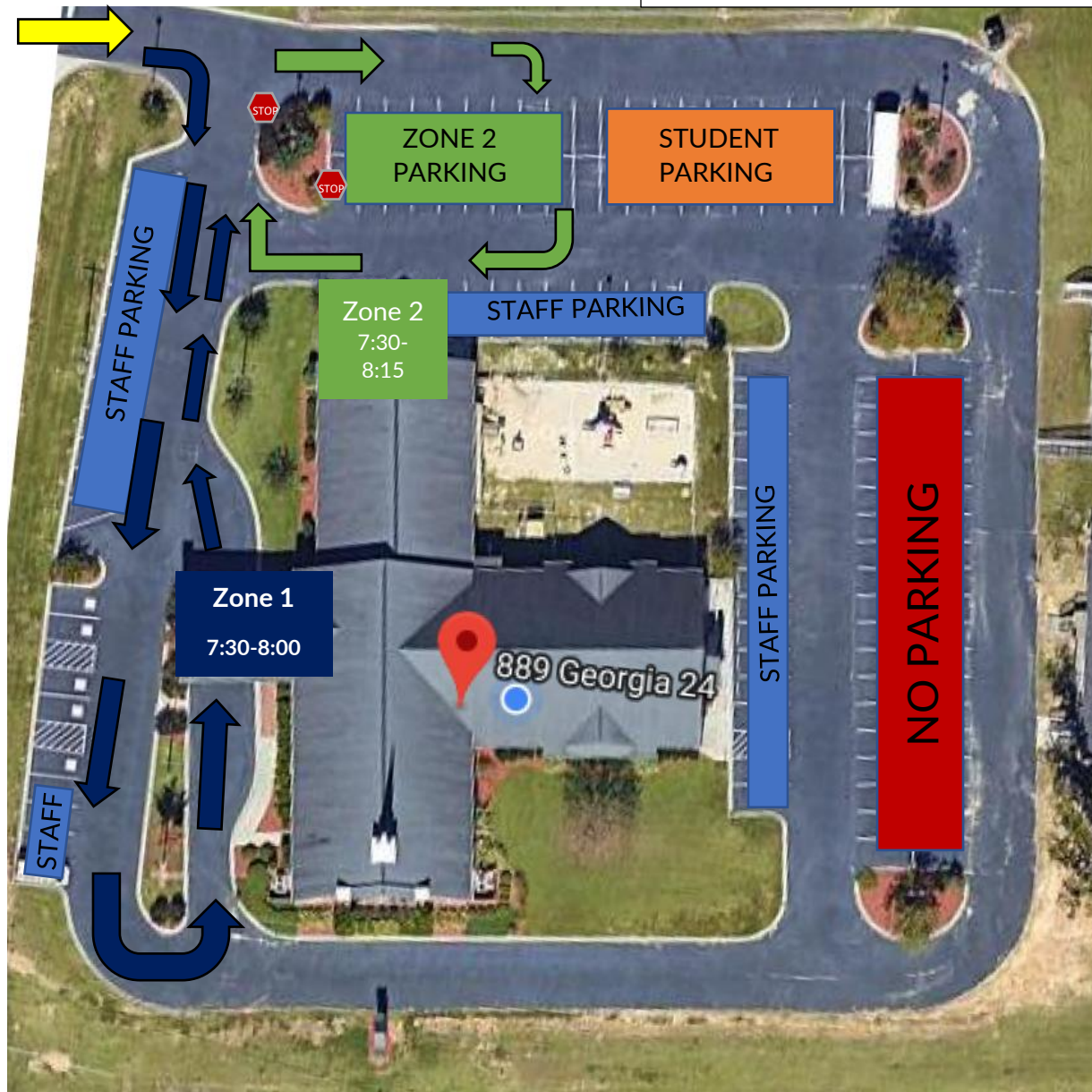
## MORNING DROP-OFF

Academy Drop-Off 7:30-8:00 am

Day Care Drop-Off 7:30-8:05 am

- Drop-off Zone 1 MUST follow the **NAVY HIGHLIGHTED** traffic pattern
- Drop-off Zone 2 MUST follow the **GREEN HIGHLIGHTED** traffic pattern. *Students in Zone 2 must be escorted in and signed in by their Parent/Guardian.*
- During all other times, parents should ring the intercom system located at the main entrance. *Students should not be dropped off by the modular buildings. ALL K-12 should enter through Zone 1.*








Drive Slowly! Campus Speed Limit 10 MPH





## Afternoon Pick-Up Traffic Plan 25-26

### KEY

	General Traffic Pattern		Staff Parking
	Pick-Up Zone 1		Student Parking
	Zone 2		No Parking
	Pick-Up Zone 3		

Please do not line up for pick-up before 2:15 pm.

**Please Drive Slowly!**  
**Campus Speed Limit 10 MPH**

For families with multiple children, please pick up the youngest child first. For example, Kindergarten students should be picked up before elementary, middle, and high school students.

### Pick-up 2:45-3:05 pm

Families will be assigned a pick-up zone.

- Upon arrival, Zone 1 and 3 should follow the **GRAY HIGHLIGHTED** traffic pattern before turning off to their designated zone.
- Pick-Up Zone 1 MUST follow the **NAVY HIGHLIGHTED** traffic pattern
- Pick-Up Zone 2 MUST follow the **GREEN HIGHLIGHTED** traffic pattern
- Pick-Up Zone 3 MUST follow the **YELLOW HIGHLIGHTED** traffic pattern

Anyone picking up students after 3:05 pm will go to Zone 1 and ring the intercom system located at the main entrance.

